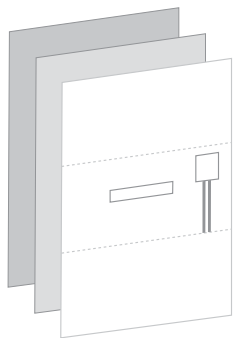
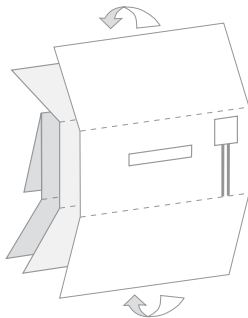


## How to use the Business Reply Envelope (BRE)

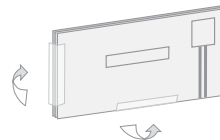
**Step 1:** Print the Business Reply Envelope (BRE) on a fresh sheet of A4 paper.



**Step 2:** Enclose your completed documents in the BRE. Fold inwards carefully along the dotted lines shown below.



**Step 3:** Seal the edges with clear tape. Take care not to stick the tape onto the documents. Do not staple. Post the sealed BRE and its contents back to us.



FOLD HERE

**Priority/Prioritaire  
By airmail/Par avion**

IBRS/CCRI No: 09290

NE PAS AFFRANCHIR  
NO STAMP REQUIRED

**REPLY PAID / RESPONSE PAYEE  
SINGAPORE / SINGAPOUR**



**Attention: Document Management Unit  
5 Straits View, #01-18/19  
Marina One The Heart  
Singapore 018935**



FOLD HERE

Please send us your application with this prepaid business reply folder

- 1) Fold along the dotted lines.
- 2) Fold and insert your application form or any other required document into this prepaid business reply folder.
- 3) Glue and seal along the edges firmly. Stapling & spot sealing disallowed.